
Life to Eagle Seminar

Adopted by
the Chestnut Ridge District and the
Mon Valley District of the Laurel
Highlands Council, BSA




Notice.....

This presentation is NOT an official publication of the Boy Scouts of America; however the contents have been reviewed and approved by the the Laurel Highlands Council Advancement Committee.

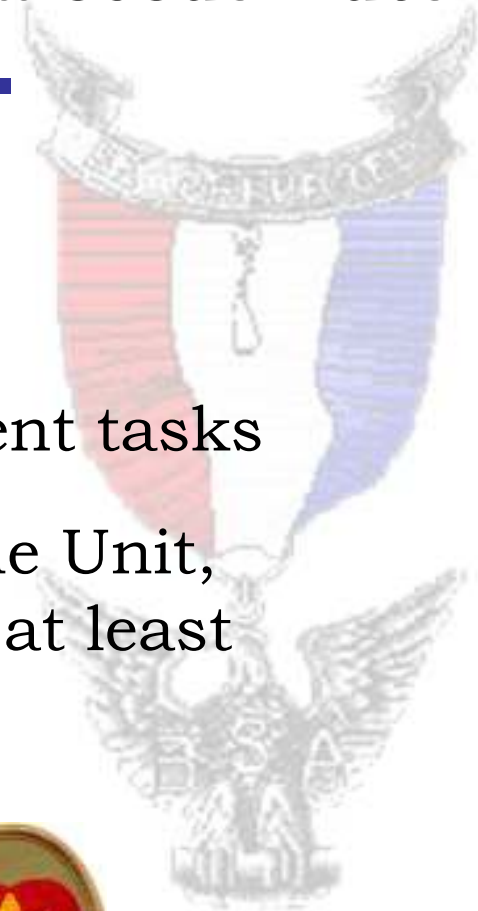
It is prepared to assist Scouts, Parents, and Scout Leaders.

Introduction

- ✓ Earning the rank of Eagle Scout is a special event. Only around 5% of Scouts earn this distinction each year.
 - ✓ In the history of the United States of America, over 2 million Scouts have earned the Eagle Rank since 1912.
- 

To Achieve the Eagle Scout Rank a Scout Must

- ✓ Earn five prior Scouting Ranks
- ✓ Meet 60 achievement requirements
- ✓ Satisfactorily complete 1,255 different tasks
- ✓ Be reviewed by Adult Scouters at the Unit, District, Council and National level at least 70 times



Purpose of this Seminar

- ✓ Review the 12 steps from Life to Eagle
- ✓ Review the requirements for the Eagle Scout
- ✓ Explain the procedures used in Mon Valley District of the Laurel Highlands Council
- ✓ Review the Eagle Scout Leadership Service Project Requirements

Target Audiences

- ✓ Star and Life Rank Boy Scouts
- ✓ Parents
- ✓ Scout Leaders
 - ✓ Unit Leaders
 - ✓ Unit Advancement Chairs
 - ✓ Unit Committee Members



Who Sets Eagle Scout Requirements?

- ✓ Set by BSA National Committee
- ✓ Laurel Highlands Council Advancement Committee implements policies and procedures of BSA National and Council

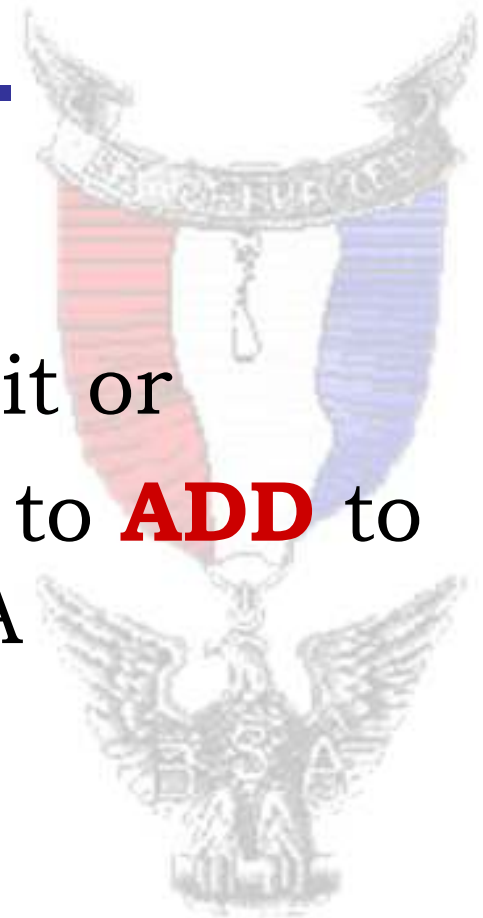


The 7 Eagle Scout Requirements

1. Be active for six (6) months after Life rank.
2. Live by the Scout Oath and Law
3. Earn at least 21 Merit Badges (including the 13 required for the Eagle Scout rank as of January 1, 2014)
4. Hold a position of responsibility for a period of 6 months after earning Life rank
5. Complete an Eagle Scout Service Project
6. Take part in a Unit Leader Conference
7. Successfully complete an Eagle Scout Board of Review

Be Aware.....

NO Council, District, Unit or Individual has the authority to **ADD** to or **SUBTRACT** from any BSA advancement requirement



Reference

- ✓ Guide to Advancement, 2013, #33088, revised yearly
- ✓ Boy Scout Requirements, #33216, 2013 printing
- ✓ Boy Scout Handbook, #33105
- ✓ Eagle Scout Application, #512-728, 2013 printing
- ✓ Eagle Scout Service Project Workbook, #512-927, 2012 printing



How Do I Get From Life to Eagle?

It takes 12 steps



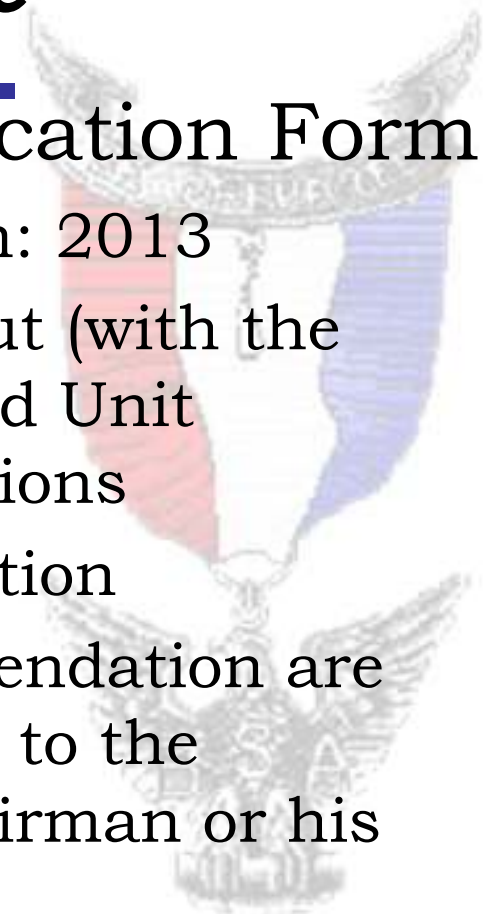
12 Steps from Life to Eagle

1. Fill out Eagle Scout Application Form
 - ✓ Use the most current application form available provided to you by from the Council Website at [Eagle Scout Rank Application, No. 512-728](#) dates must be correct
 - ✓ Complete requirements as specified
 2. Complete Eagle Scout Service Project *(use [Eagle Scout Service Project Workbook, No. 512-927](#))*
 3. Do Eagle Scout rank requirements #1-6 before your 18th birthday
-
-

12 Steps from Life to Eagle

4. Submit Eagle Scout Application Form

- ✓ Be sure to use latest revision: 2013
- ✓ Must be **completely** filled out (with the signatures of Unit Leader and Unit Committee Chair) NO exceptions
- ✓ The Unit reviews the application
- ✓ Five or six letters of recommendation are requested and are to be sent to the District's Advancement Chairman or his designee.




12 Steps (Continued)

- ✓ 5. Your application, Workbook and Req. 6 are taken to Flag Plaza for verification. **You MUST make an appointment for this!** Also include the Eagle Scout Service Project Tracking Report found at lhc-bsa.org/forms

- 6. Flag Plaza will:
 - ✓ Maintain critical path information
 - ✓ Verify Eagle Scout Service Project Workbook
 - ✓ Verify all rank and merit badge information

12 Steps (Continued)

7. Flag Plaza staff will notify me, and your Scoutmaster that your paperwork is in order
 8. I will contact you to schedule your Board of Review (**3 to 6 members**)
 9. The Eagle Scout Board of Review is held
 - ✓ Unit Leader introduces candidate to the members but is not a board member
 - ✓ Requires unanimous decision
- 

12 Steps (Continued)

10. Board of Review signs off if the Eagle Scout rank is passed. Application and advancement report is taken to Council for processing.
11. Council Scout Executive signs application.
12. Application is sent to National which verifies and authorizes award (Done electronically within 2 weeks, in some cases; target 6 weeks)



Requirement #1 — Be Active

Be active in your troop, team, ship or crew for a period of at least six (6) months after you earned the rank of Life Scout. See Guide to Advancement section 4.2.3.1.

- Any six (6) month period, *not necessarily consecutive*
- 3 sequential tests to determine if requirements has been met:
 - **Scout is registered**
 - **Scout is in good standing (not dismissed for disciplinary reasons)**
 - **Scout meets the unit's reasonable expectations; or if not, a lesser level of activity is explained (other positive endeavors)**

Requirement #2 — Scout Spirit

Demonstrate that you live by the principles of the Scout Oath and Law in your daily life.

This requirement is NOT for how you act in your Unit, but how you live your life!

See Guide to Advancement section 4.2.3.1.

Live by Oath & Law Continued.....

♥ This is **NOT** Troop spirit

♥ This is **NOT** counting the number of meetings

♥ This is **NOT** wearing the uniform

♥ This **IS** about “everyday life”

Does the Scout abide by the principles of the Oath and Law in his everyday life?



Requirement #3 — Earn 21 Merit Badges

Earn a total of 21 Merit Badges (4 required, 6 total for STAR: 3 requires, 11 total for Life Scout) including the following:

1. First Aid
2. Citizenship in the Community
3. Citizenship in the Nation
4. Citizenship in the World
5. Communications
6. Personal Fitness
7. Emergency Preparedness **OR** Lifesaving **
8. 8. Environmental Science or *Sustainability (2014)*
9. Personal Management
10. Swimming **OR** Hiking **OR** Cycling **
11. Camping
12. Family Life
13. *Cooking (as of 1-1-2014)*

(** You must choose only one of these merit badges. If you have earned more than one of the badges listed, choose one and list the remaining badges to make your total of 21)

Merit badges must be.....

- ☑ **APPROVED** in advance by the Unit Leader
- ☑ **EARNED** with approved Merit Badge Counselors
- ☑ **REPORTED** to Council by the Unit Representative

NOTE: *Keep your MERIT BADGE ADVANCEMENT CARDS, They are your proof of completion!*

Download your records from Internet Advancement and use those dates.

Merit Badges and Scouts with Disabilities

- There are special exceptions for Scouts with disabilities
- Contact the District Advancement Chairman for guidance

See Guide to Advancement section 10.0.0.0 or visit the OCC Advancement site: <http://adv.counciltraining.net/Disability.html>



REQUIREMENT #4 —

Position of Responsibility

While a Life Scout, serve actively for a period of six (6) months in one or more qualified positions of responsibility. **List only those positions served after your Life Board of Review date.**

Note: The Eagle rank does not accept a Unit Leader created position of leadership (i.g.: Den Chief Trainer, Physicians Aid, Record Keeper, Etc.) only those clearly indicated in the handbook and on the Eagle Scout Application are acceptable. (See next page for acceptable positions). Guide to Advancement section 4.2.3.4.1.

Eagle Scout Rank Eligible Positions

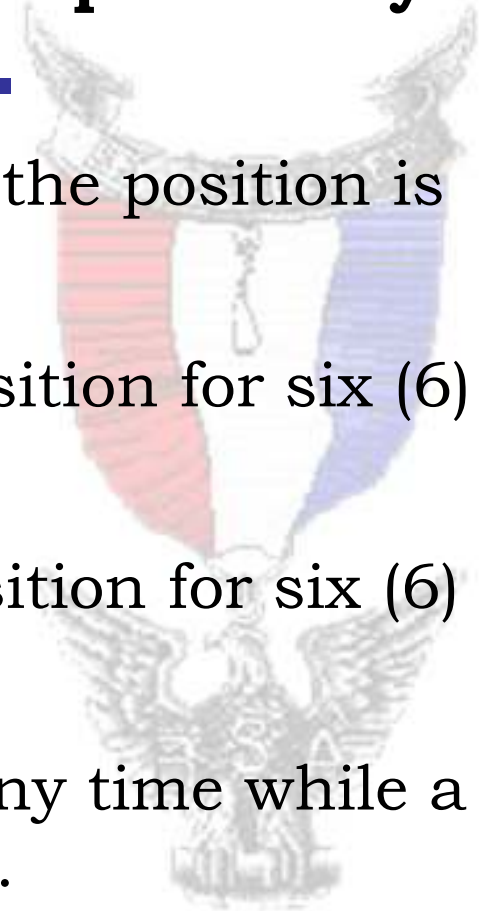
Boy Scout troop. Patrol leader, assistant senior patrol leader, senior patrol leader, Venture patrol leader, troop guide, Order of the Arrow troop representative, den chief, scribe, librarian, historian, quartermaster, junior assistant Scoutmaster, chaplain aide, instructor, Webmaster, or Leave No Trace trainer

Varsity Scout team. Captain, co-captain, program manager, squad leader, team secretary, Order of the Arrow team representative, librarian, historian, quartermaster, chaplain aide, instructor, den chief, Webmaster, Leave No Trace trainer

Venturing crew/ship. President, vice president, secretary, treasurer, quartermaster, historian, den chief, guide, boatswain, boatswain's mate, yeoman, purser, storekeeper, Webmaster, or Leave No Trace trainer

Serve *Actively* in your Position of Responsibility

- ✓ Time carried on the unit records in the position is all that may be required.
- ✓ Scout does not have to hold one position for six (6) months.
- ✓ Scout does not have to hold the position for six (6) consecutive months.
- ✓ Scout may meet this requirement any time while a Life Scout prior to his 18th birthday.



Performance in the Position of Responsibility

- ✓ A Scout may not be held to an extraordinary standard of performance.
- ✓ The standard of performance used to measure this requirement shall be the same as that applied to other Star, Life or Eagle Scout candidates.
- ✓ No unit may set a standard of performance other than time in position.
- ✓ If no unit expectations are given to Scout, and he makes a reasonable effort to perform for the specified time, the Scout fulfills this requirement.
- ✓ Unit leaders may not expect any Scout to meet an undefined or unknown standard of performance.

See Guide to Advancement section 4.2.3.4.3-5

Requirement #5 — Eagle Scout Service Project



While a Life Scout, plan, develop, and give leadership to others in a service project helpful to any religious institution, any school, or your community.

Guide to Advancement section 9.0.2.0

Requirement #6 — Unit Leader Conference

- ✓ Take part in a Unit Leader conference with your Unit Leader.
- ✓ A Unit Leader conference is a positive experience, the objective of which is to help a Scout evaluate his accomplishments and set new goals. Even goals beyond the rank of Eagle Scout and/or the age of 18.



Unit Leader Conference (continued)

- ✓ A Unit Leader conference may be conducted at the request of an Eagle Scout candidate, or be initiated by the Unit Leader.
- ✓ When there is a reason to believe that an Eagle Scout candidate will not be qualified to achieve the Eagle Scout award within the six month period prior to his eighteenth birthday, **the unit leader is obligated** to initiate a counseling session, on a timely basis, so as to give the Eagle Scout candidate every reasonable opportunity to become qualified.

What if I have a problem?

Get HELP: (Quickly, no not wait for it to get better on its own)

1. Talk to your Scoutmaster, Team Coach, Ship Skipper, or Venture Crew Advisor.
2. Talk to your Unit Advancement Chairperson.
3. Talk to your Unit Committee Chairperson.
4. Talk to your District Advancement Chairperson.
5. **Remember that in the last 16 plus years, I have been able to solve most problems.**

Have a Problem??

What can I do if I am having a problem with my Unit Leader or any other Adult Leader?



Having a Problem (continued)

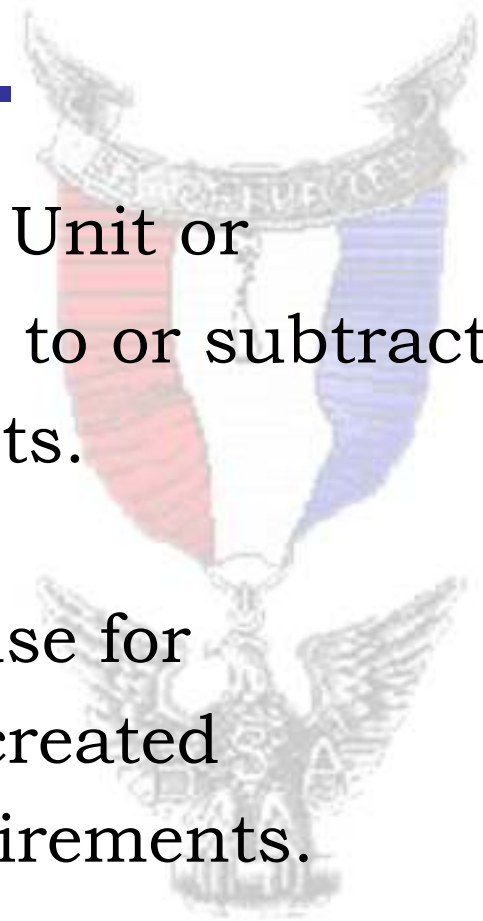
- ✓ All Scouts have the right to to ask for a board of review at any time to review an adverse advancement decision.
- ✓ If you think you are not being treated fairly or that you are being held to extraordinary standards, contact the District Advancement Chairperson or the District Chairperson.
- ✓ Do not delay, the more promptly problems can be resolved the better.



Having a Problem (continued)

Remember, **NO** Council, District, Unit or Individual has the authority to add to or subtract from any advancement requirements.

Unfortunately ignorance is no excuse for imposing “old” requirements, self created requirements, or Unit created requirements.



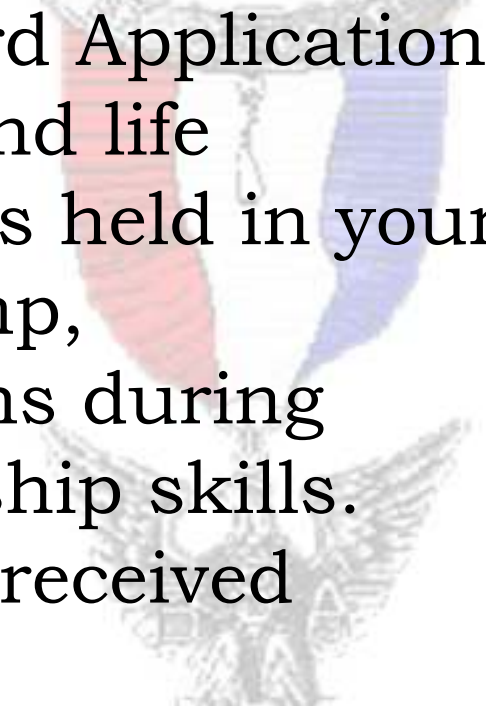
Requirement #7 — Board of Review

- ✓ 3 to 6 members over 21 years of age
- ✓ Unanimous decision must be reached
- ✓ If the candidate is not approved then an appeal process is available
- ✓ Candidates may be asked to return due to paperwork errors
- ✓ Candidates may not repeat a board of review, an adverse decision can only be overturned by appeal



Your Ambitions and Life Purpose – Reg. 6

Attach to your Eagle Scout Award Application a statement of your ambitions and life purpose and a listing of positions held in your religious institution, school, camp, community or other organizations during which you demonstrated leadership skills. Include any honors and awards received during this service.



Letters of Reference

I will provide you with a Reference Letter that you can copy to give to your references. You need to get at least three letters of reference (from your parents, an Educator, Friends, your Employer, and a Religious Leader – all over the age of 21).

If no Employer, you may provide an additional letter of reference. **The letters must match the references listed on the application.**

Letters are mailed to the District contact (address in on the reference form.)

What if no Religious reference?

On your Eagle Scout application, you must list your parents on the line for Religious reference since it was your parents responsibility to expose you to religion.

It is also recommended that you write a “Statement of Religious Belief”. This is a letter explaining how you practice a belief in a Supreme Being. Submit this along with the Eagle Scout Application.

Confidentiality

- ✓ Letters of Reference are confidential.
- ✓ References must be given a self-addressed enveloped addressed to the District Advancement Chairman.
- ✓ Only the members of the Board of Review may read reference letters
- ✓ Letters are destroyed after the BOR

BEWARE OF THE DREADED 3 W'S

- ✓ Many a Scout has had his Eagle dreams derailed by the 3 W's. They tend to sneak up on a young man around the time he turns 16. Then one day he wakes up to find he is 6 months away from turning 18 and still a Life Scout. What are the 3 W's?

THE 3 W'S

- ✓ **W**orkYou get a job
- ✓ **W**omen...You get a girlfriend
- ✓ **W**heels...You get your license




The Dreaded 18th

Birthday Problem



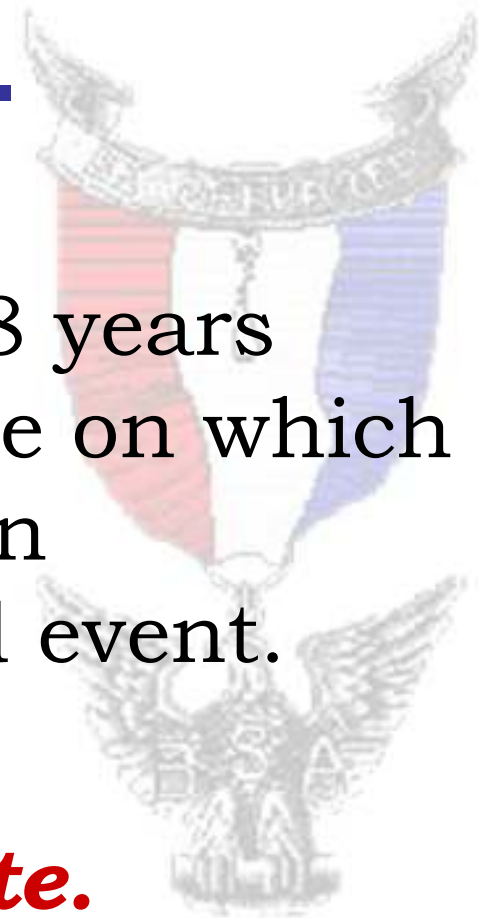
If you are 17 **PAY ATTENTION**



Your 18th Birthday!!

Most people receive about 18 years advanced warning of the date on which they will turn 18. It is not an emergency or an unexpected event.

You know the date.



You Must Do the Following

BEFORE your 18th Birthday:

- ✓ Complete all your merit badges
- ✓ Complete your Eagle Scout Service Project
- ✓ Complete your Unit Leader Conference
- ✓ Be active as a Life Scout for six months
- ✓ Serve actively in a qualified position of responsibility for six months while a Life Scout

Eagle Scout Service Project

**Laurel Highlands Council
Boy Scouts of America**



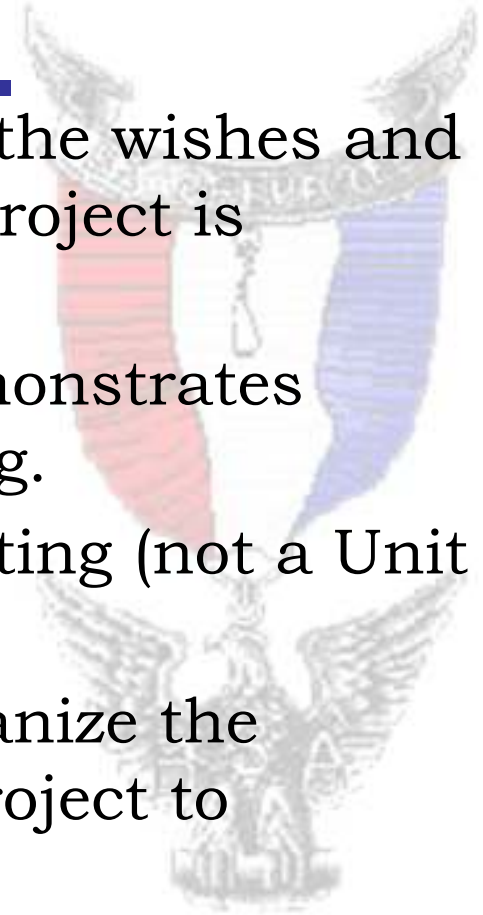
While a Life Scout, plan, develop, and give leadership to others in a service project helpful to any religious institution, school, or your community.

Start planning as soon as you reach Life

- ✓ You may start planning your Eagle Scout Service Project just as soon after achieving the rank of Life Scout as is practical.
- ✓ All work on your Eagle Scout Service Project must be undertaken while you are a Life Scout and **completed before your eighteenth birthday.**
 - See additional policies regarding time extensions (due to no fault of the Scout). Guide to Advancement 9.0.4.0

1. The Project

- ✓ Must be a project that conforms to the wishes and regulations of those for whom the project is undertaken.
- ✓ Must be where the Eagle Scout demonstrates leadership skills learned in Scouting.
- ✓ Be done outside the sphere of Scouting (not a Unit function).
- ✓ The Scout must plan the work, organize the personnel needed, and direct the project to completion.
- ✓ Routine labor, a job normally rendered should not be considered.



The Project (continued)

- ✓ There is NO minimum or maximum number of volunteers or hours of work needed to carry out your Eagle Scout Service Project.
- ✓ Proposal approvals by the recipient, your Unit Leader, Unit Committee and District Representative MUST be obtained IN WRITING before you begin.
- ✓ The Project may not involve Council or BSA properties, may not be performed for a business, may not be of a commercial nature, may not be routine labor or maintenance and may not be for the benefit of an individual.

You must do your own project

- ✓ A candidate may not use his participation in the project of another Eagle candidate to satisfy the Eagle Scout Service Project requirement
- ✓ You may not copy or otherwise share your responsibilities for planning, developing or providing leadership to others
- ✓ It's all about showing LEADERSHIP



2. Have Measurable Goals

- ✓ The amount of time spent must be sufficient for the Scout to demonstrate his leadership skills
- ✓ Although the project idea must be approved *before* work is begun, the Board of Review must determine the manner in which the project was carried out . The following must be answered:
 - In what ways did you demonstrate leadership of others?
 - Give examples of how you directed the project rather than doing the work yourself.
 - In what way did the religious institution, school, or community group benefit from the project?
 - Did the project follow the plan?
 - If changes to the plan were made, explain why the changes were necessary.

3. Plan, Develop, Carry Out

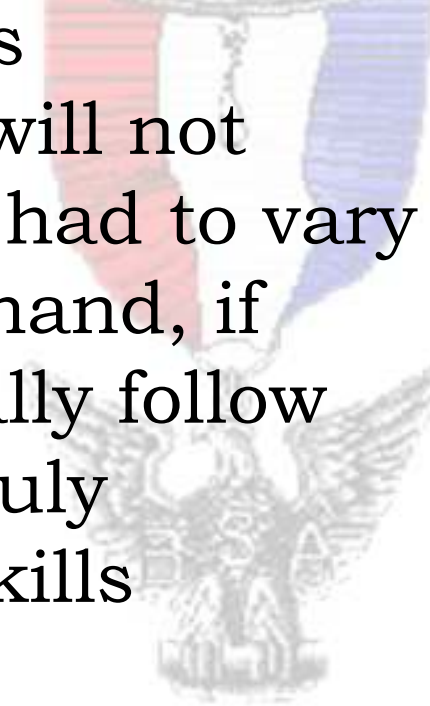
- ✓ You are expected to "...plan, develop and give leadership to others..."
- ✓ Determine what kinds and quantities of materials and/or supplies are needed
- ✓ Their costs and how they will be acquired
- ✓ **Keep accurate inventory, donation and receipt records and a log of work activities and hours of participants**
- ✓ Manage the resources and purposefully direct the project to its completion

A few words about “Fund Raising”

- ✓ Fund raising is permitted only for the purpose of acquiring the materials and supplies needed to carry out your project.
- ✓ Fundraising is **not** a requirement. Fundraising must not be a part of the objectives of the project itself.
- ✓ Fund raising must conform to the Guide to Safe Scouting (Tour Permits, parental consent, supervision and most important is safety).

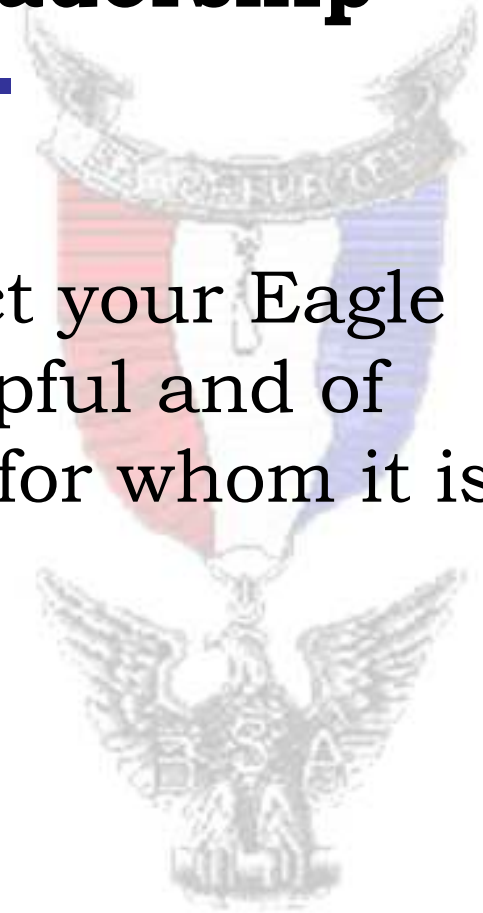
What if things go wrong?

Even the best planned activities sometimes need change. You will not necessarily be penalized if you had to vary from your plan. On the other hand, if your project did not substantially follow your plan . . . then have you truly demonstrated the leadership skills expected of an Eagle Scout?



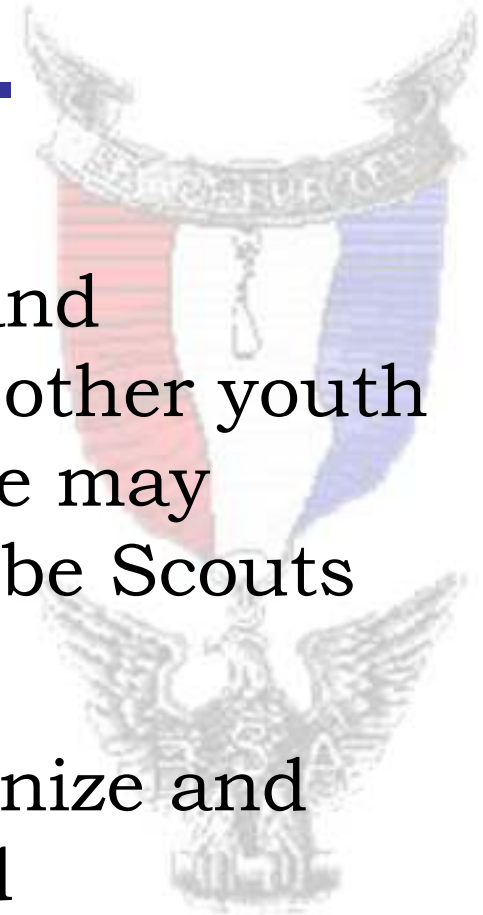
4. Opportunity to Show Leadership

- ✓ The Board of Review will expect your Eagle Scout Service Project to be helpful and of significance to the beneficiary for whom it is undertaken



Who can help?

- ✓ Other Scouts, family, friends and classmates, church members, other youth groups, etc., of any age or type may volunteer; they do not have to be Scouts
- ✓ You should recruit, train, organize and schedule the personnel needed



What about adult supervision?

All Eagle Scout service projects are official Scouting activities and thus are subject to BSA policies and procedures. Projects are part of a Unit's program.

*Proper planning, however, includes preparing for appropriate adult participation and safety concerns. See the **Guide to Safe Scouting**.*

5. A qualified beneficiary

- ✓ Service to others is an important philosophy to the Eagle Scout Service Project. Therefore, your Eagle Scout Service Project must be done outside of Scouting.
- ✓ Projects can **not** be done for your Council, Unit or for the District.
- ✓ You can do a project for your Unit Sponsor if it meets other requirements.



5. A qualified beneficiary (continued)

- ✓ A community organization is defined as just about any group that can supply someone to serve as the beneficiary.
- ✓ Organization can be a not-for-profit charitable 501c(3), but is not required.
- ✓ Can not be for BSA

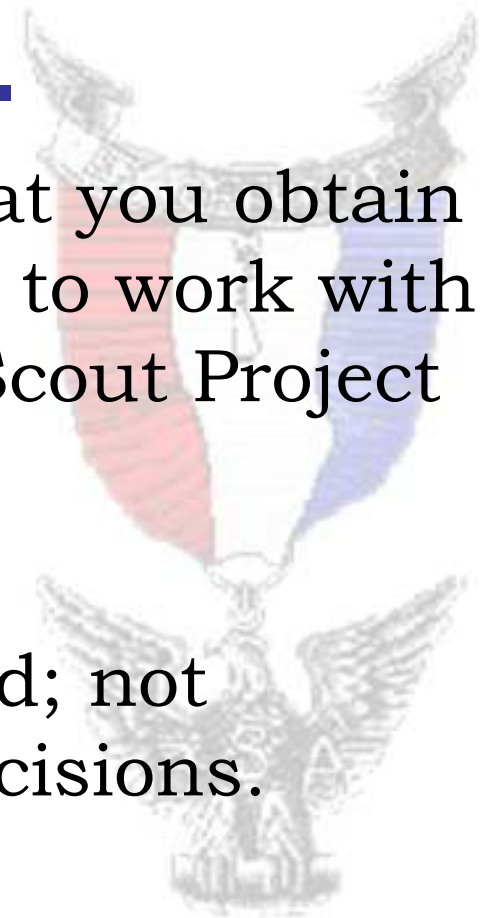


What your Beneficiary wants

- ✓ Your Eagle Scout Service Project must conform to the wishes of those for whom it is undertaken.
- ✓ The proposal for your Eagle Scout Service Project must be approved by and a signature obtained from proper official of the beneficiary, before it is submitted to your Unit Leader, Unit Committee and the District Advancement Committee.

Project Coach

- ✓ It is strongly recommended that you obtain the services of a Project Coach to work with you in developing your Eagle Scout Project Final Plan.
- ✓ The coach can only recommend; not require. You make the final decisions.



Help Choosing a Project

Please take a moment to answer each question on a separate sheet of paper as completely as you can.

Question 1:

What are your current interests outside of Scouting?

Answer: football, hockey, chess, speaking, building, computers, teaching, hiking, boating, theater, etc.

Help Choosing a Project

Question 2:

What are your best skills?

Answer:

Organizing, books, technology,
physical, planning, leading, acting,
writing, etc.



Help Choosing a Project

Question 3:

What schools, churches and community groups have influenced your life?

Answer:

Are they non-profit and non-BSA?



Help Choosing a Project

Question 4:

What needs to be done for these groups?

Answer:

It can **not** be maintenance or fundraising



Help Choosing a Project

Question 5:

Who would you contact to find how to help?

Answer:

School Principal, Church Minister/
Grounds Keeper, Superintendent,
Ranger, Administrator, etc.



Use the Project Workbook.....

You must use the Eagle Scout Service Project Workbook in meeting this requirement

Eagle Scout Service Project Workbook No. 512-927

(Note: Always check to see if you have the current version)

<http://www.NESA.org>

or

<http://www.scouting.org/scoutsource/BoyScouts/AdvancementandAwards/Resources.aspx>

Workbook Sections



Contact Information

- Name, Unit, District

Project Proposal

- Describe project broadly
- Identify the Beneficiary



Workbook Sections, continued

Project Final Plan

- Create a detailed plan
- Material, time, labor
- Leadership

Fundraising Application

- Approved by District, same person who approves Project

Not necessary if contributions are from the candidate, his parents or relatives, his unit or charter organization, parents of members of his unit, or the beneficiary.



Workbook Sections, continued

- Project Report
 - Describe results
 - Show logs of your efforts
 - What happened



Workbook Signature Pages

- Before you can start the Eagle Project
 - Unit Leader
 - Beneficiary
 - Unit Committee Chair
 - District Advancement Chairman
- After the project is completed
 - Candidate Promise: Scout signs and date
 - Completion Approvals:
 - Beneficiary sign and date
 - Unit Leader sign and date



Return to your District Project Advisor to make sure your workbook is complete
YPT Reminder! Make sure you bring an adult with you to meetings with the Project Advisor.

You CAN DO the Following


AFTER your 18th Birthday:

(not recommended, do it early)

- ✓ Submit your final Eagle Scout Application
- ✓ Have your Eagle Scout Board of Review
- ✓ Have your Eagle Scout Court of Honor

Time Extensions??

Can I get a Time Extension to complete my Eagle Scout rank?



Can I get an Extension?

You may file a petition in writing for special permission to continue to work toward the award after reaching age 18

But...



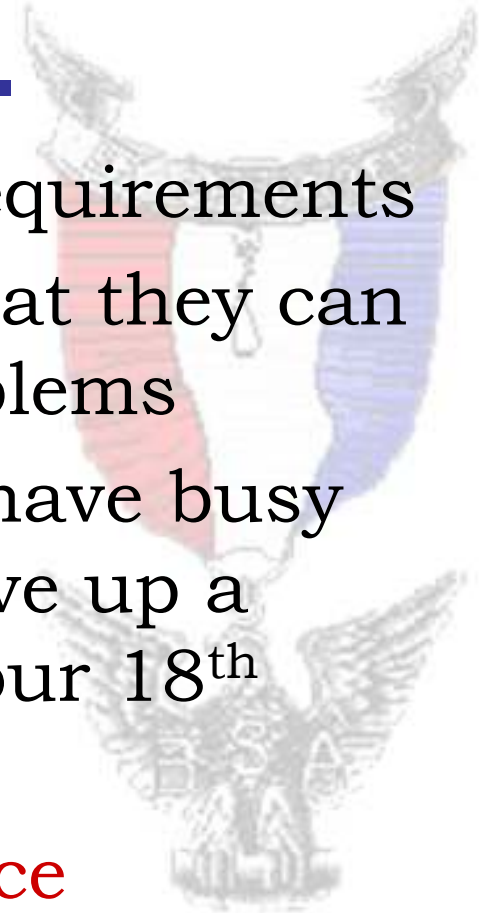
Extensions.....

- ✓ The petition must show good and sufficient evidence and detail extenuating circumstances
- ✓ Extenuating circumstances are defined as conditions or situations that are totally beyond the control of the Scout

Late is Late, Late is NOT an excuse!!


If you are almost 18....

- ✓ Work hard to complete your requirements
- ✓ Talk to your leaders **now** so that they can help you and warn you of problems
- ✓ Remember that adult leaders have busy lives. Don't ask a leader to give up a vacation because you forgot your 18th birthday
- ✓ Know your deadlines in advance



In Summary...

- ✓ Your **GOAL** is to soar as an Eagle
- ✓ Keep your eye on your goal
- ✓ Accomplish your goal
- ✓ Plan ahead (with a calendar) and you will soar as an Eagle



Credit where Credit is due...

Original slide content from this presentation were taken from the South Florida Council; and it was modified for layout, content and redeveloped for use.



(Input from Karl H. Johnson, ADC, Lakes District, as part of a Wood Badge Ticket, WE1-612-1-03, Fox Patrol member)



(again updated in 2004 by Lou Hardin, OCC, Lakes District Advancement Committee, and is also a Wood Badge member of the Beaver Patrol WE4-51-2-01)

The next edition (9/8/05) was completed at Philmont Training Center with the aid of the National Council's Advancement Committee members: John Ertel, Ed Mercer and its Professional Staff advisor, Terry C. Lawson.

Additional revisions have been made by the OCC Advancement Committee.



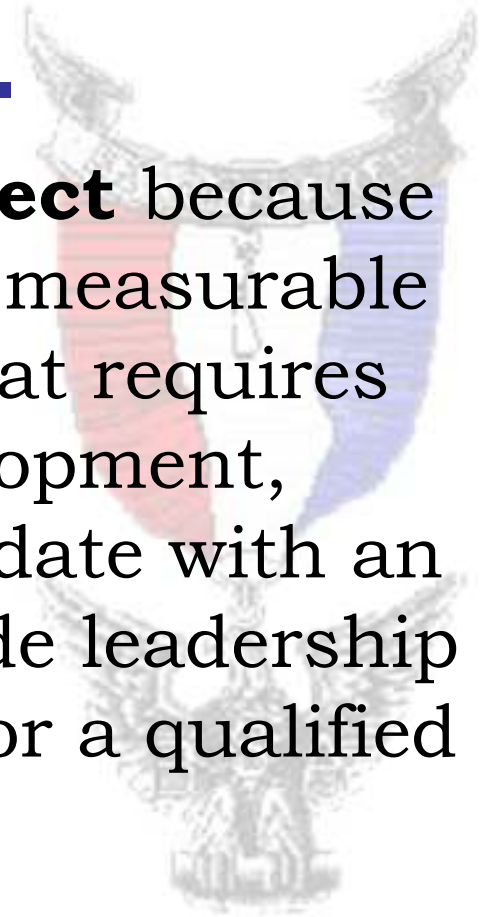
Eagle Project

Some Examples



“Develop a five mile Trail to benefit Yosemite National Park”

This example is a **worthy project** because it is a significant effort, with a measurable goal and a defined objective that requires thoughtful planning and development, provides an Eagle Scout candidate with an adequate opportunity to provide leadership to others, and is undertaken for a qualified beneficiary.



“Develop a new hiking trail at Lost Valley Boy Scout reservation”

This example is **not an acceptable project** because it does not set forth a measurable goal, and is to be performed for an unqualified beneficiary.



“Make and install 4 benches and plant 12 different varieties of plants in the courtyard of Oakbrook Elementary School”

This example is a **worthy project** because it is a significant effort, with a measurable goal and a defined objective that requires thoughtful planning and development, provides an Eagle Scout candidate with an adequate opportunity to provide leadership to others, and is undertaken for a qualified beneficiary.

“Clean up and remove the trash at Santiago Park”

This example is **not an acceptable project** because it is not an extraordinary effort, does not set forth a measurable goal, requires no meaningful planning or development, and can be performed by an Eagle Scout candidate without any need to give leadership to others.

Tough Situations

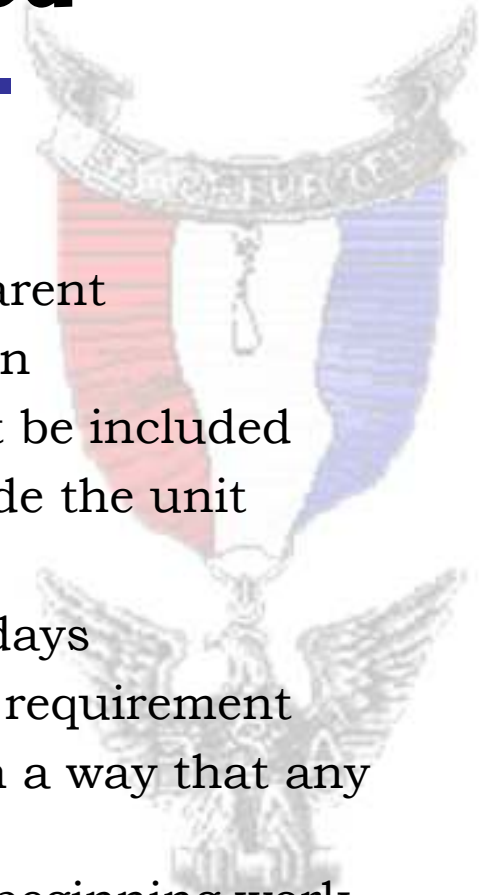
Some service projects can be worthwhile and beneficial but still not qualify. Replacing a fence for an elderly person at their home is worthy but not acceptable as an Eagle Scout Leadership Service Project because it benefits an individual rather than the community.

Some may be tough calls. A blood drive usually lacks the leadership needed for the Eagle Scout project.

Having a Problem continued

Some examples of Eagle Myths:

- The Scout can not receive help from his parent
- The project must involve wood construction
- Detailed drawings to scale/CAD/3D) must be included
- Can not involve any volunteers from outside the unit
- Must include multi-media presentations
- The project must be completed within 30 days
- The project must be completed as the last requirement
- The project write-up must be done in such a way that any other Scout could complete it
- The Scout must be 16 years of age before beginning work
- The project must have a minimum of 200 hours



End of the Life to Eagle Seminar



Questions?

✓ Your Turn.....



Contact Information

Michael Brigode
823 Meadow Avenue
Charleroi, PA 15022

Home Phone: 724-483-6901

Cell Phone: 216-346-7464

E-Mail: mbrigode@comcast.net

